

Name: _____



First Grade Homework Room 6 & 18

Week of: November 18, 2013

Return on: November 22, 2013

*** The spelling test is on Friday, Nov. 22.**

Instructions:

1. Read daily for at least 15 minutes and complete the attached reading log. Work on the other attached worksheets. Complete at least one math, one Language Arts, and one Chinese page each day.
2. Please have an adult check your work, and have them help you correct any errors.
3. Turn in completed packet on **Friday**.

My child has completed all of the assigned homework and we have reviewed it together.

Parent Signature: _____

***Room 6 :**

English spelling test: Every Friday

Chinese word test: Every Monday

*** No school next week 11/25 ~ 11/29 for the Thanksgiving holiday.
See you December 2, 2013**

First Grade Spelling Words
Theme 2 Week 5



1. fish
2. shop
3. ship
4. with
5. thin
6. thank
7. run
8. bug
9. want
10. all

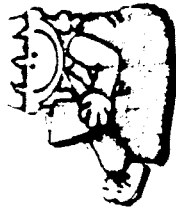
Challenge words:
sixth thick



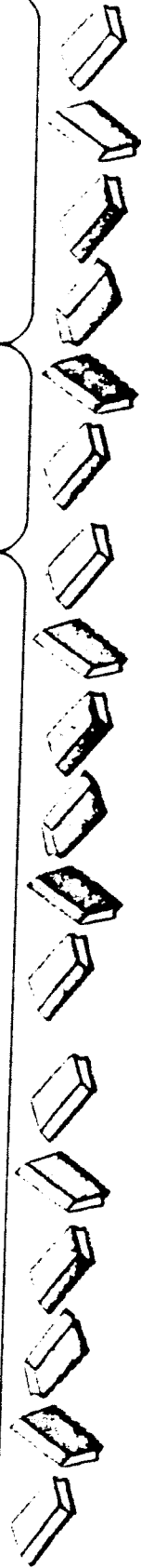
Please read with your child for 15 minutes each day

Reading Log

Cross upon
a line



Sample	Book Title	Minutes	Adult Signature
	My Friend Rabbit	15	
Monday	Book Title	Minutes	Adult Signature
Tuesday	Book Title	Minutes	Adult Signature
Wednesday	Book Title	Minutes	Adult Signature
Thursday	Book Title	Minutes	Adult Signature



Spelling Homework

Write your spelling words three times each.

1. _____

2. _____

3. _____

4. _____

5. _____

6. _____

7. _____

8. _____

9. _____

10. _____

Write your spelling words in ABC order:

_____, _____, _____

_____, _____, _____

_____, _____, _____

Name _____

As I read, I will pay attention to patterns in the story.

- Bears live in places called dens.
- 06 There is a den with three cubs in it. The cubs live
18 with their mother. When the cubs are very little,
27 they stay in the den.
- 32 They run in the den. They play in the den.
- 42 The mother bear hunts for food, then brings it to the den.
- 54 When the cubs are bigger, the mother bear shows them how
65 to hunt. They hunt for mice and fish.
- 73 They hunt for nuts and ants.
- 79 They hunt for bugs called grubs.
- 85 They think that bugs are yummy! Do you? 93

Please practice reading this fluency passage daily. The goal is to be able to read it smoothly without errors. If it is difficult, master a sentence a day. If it has become easy, just read it once through and then read a book of your choice. This can help count toward the 15 minutes of reading each day.

My child has read this passage each day.

Parent signature _____



Name _____

Phonics:
Short u

Use words from the box to name the pictures.

brush drum junk cub jug truck

1.



2.



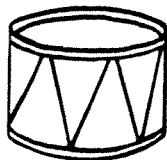
3.



4.



5.



6.



Name _____

could again one make then Three

Use words from the box to complete the sentences.

1. I _____ use some bricks.

2. I see the _____ I can use!

3. I can look at the plan _____.

4. I will _____ a BIG hut.

5. I will stack the bricks and _____ add some mud.

6. _____ can live in the big hut!

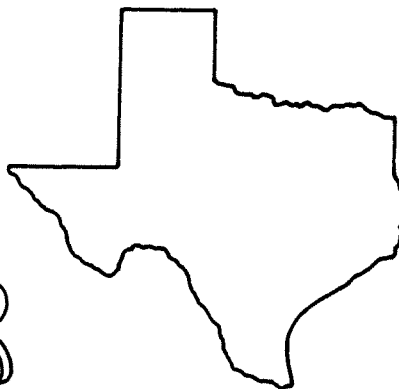

Name _____

A noun that names a special person or place is called a proper noun. A proper noun begins with a capital letter.

Examples: Yan

Jill

Texas



Write the proper noun in each group.

1. Rick drum play

2. hum Hal he

3. Lin kids fun

4. show let's Jen

5. Atlanta shop she

Name _____

Write a contraction for the underlined words.

1. She is opening the trunk. _____

2. What is in the trunk? _____

3. It is just a dull drum. _____

4. That is rust on the top. _____

5. Let us rub it with a brush. _____

Write a sentence using one of the contractions.

6. _____

Name _____

Look at each set of words.

One word in each set is spelled correctly.

Use a pencil to fill in the circle in front of that word.

Sample A is done for you.

Sample A:

☐ A. gras

☐ B. grass

☐ C. grasse

1. ☐ A. ruun

☐ B. runn

☐ C. run

2. ☐ A. fun

☐ B. fann

☐ C. funn

3. ☐ A. nutt

☐ B. nut

☐ C. nott

4. ☐ A. cutt

☐ B. cut

☐ C. catt

5. ☐ A. bugg

☐ B. buug

☐ C. bug

6. ☐ A. rug

☐ B. ragg

☐ C. rugg

7. ☐ A. sunkk

☐ B. skunk

☐ C. skuk

8. ☐ A. luch

☐ B. luunch

☐ C. lunch

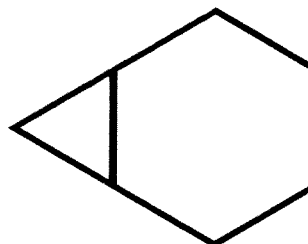
Name _____

Practice

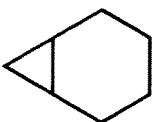




8-3

Problem Solving: Make an Organized List


How many ways can you make this shape using pattern blocks?



1. Make a list.

Ways to Make 				
				
Way 1				
Way 2				
Way 3				
Way 4				
Way 5				
Way 6				

Journal

2. How many ways can you use pattern blocks to make a ? Explain.


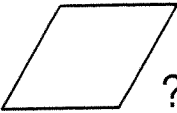
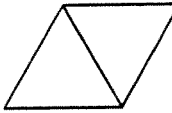
Name _____



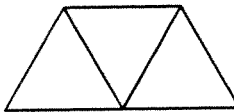
Reteaching

8-3

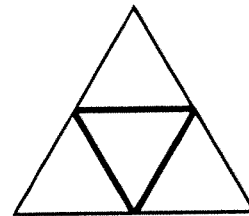
Problem Solving: Make an Organized List

You can use pattern blocks to make another shape.

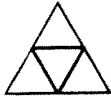



How many  can fit in  ? 2 

How many  can fit in  ? 3 

There are 3 ways you can make this shape using pattern blocks.



Complete the organized list.

Ways to Make			
			
Way 1	<u>4</u>	<u>0</u>	<u>0</u>
Way 2			
Way 3			

Name _____

Practice

7-5

Problem Solving: Draw a Picture and Write a Number Sentence

Write a subtraction sentence to solve.

Draw a picture to check.

1. Abby has 8 apples.
She gives away 3 apples.
How many apples does
she have left?


$$\underline{8} - \underline{\quad} = \underline{\quad}$$

2. Maya has 9 pears.
3 pears are green.
The rest are yellow.
How many pears are yellow?

$$\underline{\quad} - \underline{\quad} = \underline{\quad}$$

Reasoning

3. There are 7 birds. 3 birds fly away.
How many birds are left?
Which number sentence can
help you find the answer?



☐ $7 - 2 = 5$

☐ $9 - 7 = 2$

☐ $7 - 3 = 4$

☐ $7 - 6 = 1$

Name _____

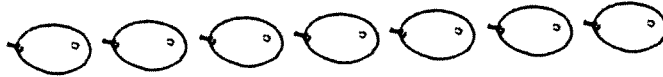
Reteaching

7-5

Problem Solving: Draw a Picture and Write a Number Sentence

You can draw a picture to help you solve a problem.

Mia has 7 grapes.



First, draw a picture of all the grapes.

Mia eats 3 grapes.



Cross out the grapes she eats.

Count how many grapes are left.

4 grapes

Write a number sentence that tells about the picture.

$$\underline{7} - \underline{3} = \underline{4}$$

Check your work.

Does the number sentence match the picture?

Read the problem. Draw a picture.


Then write a number sentence.

1. Jonah has 9 baseballs.

Sara has 4 baseballs.

How many more baseballs
does Jonah have than Sara?

$$\underline{\quad} - \underline{\quad} = \underline{\quad}$$



[illegible]

[illegible]